














Ancient Greece: Who Were the Ancient Greeks?

<p>National Curriculum Develop an awareness of ancient Greece – a study of Greek life and achievements and their influence on the western world.</p> <p>Continue to develop a chronologically secure knowledge and understanding of British, local and world history, establishing clear narratives within and across the periods they study.</p> <p>Develop the appropriate use of historical terms.</p>	<p>Aim To explore some of the key events during the ancient Greek period.</p>	<p>Lesson Duration All timings are approximate.</p> 
<p>Resources Lesson Pack</p> <p>Scissors Glue sticks Whiteboards and pens</p>	<p>Preparation Ancient Greece Timeline Ordering Activity Sheet – one per child Facts About Timeline Events Sheet – one per child (as required) Timeline Events Activity Sheet – one per child (as required)</p> <p>Optional: Additional Subject Knowledge Notes are provided to give more information but the curriculum aim is covered without using these. These notes are also included in speaker notes on the Lesson Presentation.</p>	<p>Key Vocabulary/Concepts Trade, civilisation, city state, polis, timeline, chronology, chronologically, BC, AD.</p>

Prior Learning and Progression Children may have learnt about other civilisations in history. Please refer to the [Deep Dive into History: Whole-School Progression Map](#) for prior learning and progression.

Learning Sequence

	<p>Remember It: Using the Lesson Presentation, show where Greece is and where it is in relation to the United Kingdom. What do the children already know about modern Greece? Ask pairs to discuss this and then take feedback. Use the Lesson Presentation to discuss basic information about modern Greece.</p>	
	<p>What Do We Know about Ancient Greece? Ask children what they already know about ancient Greece. Using the Lesson Presentation, discuss the meaning of the terms 'BC' and 'AD'. Then, explain how the ancient Greek civilisation was made up of city states rather than being a country. Explain what is meant by a 'civilisation' and ask children to think about other civilisations they have learnt about. Share information about ancient Greek city states, including how and what they traded. Can children understand the terms 'civilisation' and 'trade'?</p>	
	<p>Ancient Greece in Time: Using the Lesson Presentation, show a timeline showing when ancient Greece was in relation to other periods in history. Ask children what they notice about ancient Greece in comparison to other periods. Can children discuss when the ancient Greek period was in relation to other periods in world history?</p>	
	<p>Ordering Events Chronologically: Explain that children will be ordering ancient Greek events chronologically using the Ancient Greece Timeline Ordering Activity. Explain what 'chronologically' means. When the children have completed the activity, take feedback on how they have ordered the events and share the answers using the Lesson Presentation. Can children understand the term 'chronologically' and can they order events chronologically?</p> <p>All children sort some key events on the Ancient Greece Timeline Ordering Activity Sheet. If they complete this activity, children can go on to find out more about some of these key events by reading the Timeline Events Sheet. Children can then pick out one or more facts about each of these events to record. This can be done on the timeline they have just completed if they have space, in their workbooks or on the Facts About Timeline Events Activity Sheet.</p>	
	<p>Ancient Greece's Influence: Discuss the significance of ancient Greece in history and how its influence still impacts our culture today. Explain that we will be learning about its culture in following lessons.</p>	
	<p>Asking Questions: Children write down on their whiteboard a question that their partner should be able to answer from their learning during the lesson. Give pairs chance to ask and answer each others questions. Next, pairs share with each other a question that they would like to find the answer to about ancient Greece.</p>	

Explore it

Link it: Find out about and mark on a map the Seven Wonders of the Ancient World. Information can be found on these from [The Ancient Seven Wonders of the World PowerPoint](#).

Research it: Research information about modern Greece.

Assessment Notes
